

Phytomolecules: Boosting Poultry Performance without Antibiotics



Antimicrobial resistance (AMR) is a major threat to global public health. It is largely caused by the overuse of antibiotics in human medicine and agriculture. In intensive poultry production most antibiotics are used as antimicrobial growth promoters and/or used as prophylactic and metaphylactic treatments to healthy animals. Reducing such antibiotic interventions is crucial to lowering the incidence of AMR. However, antibiotic reduction often results in undesirable performance losses. Hence alternative solutions are needed to boost poultry performance. Phytomolecules have antimicrobial, digestive, anti-inflammatory and antioxidant properties, which could make them key to closing the performance gap.

Poultry performance depends on intestinal health

Poultry performance is to a large extent a function of intestinal health. The intestines process nutrients, electrolytes and water, produce mucin, secrete immunoglobulins and create a barrier against antigens and pathogens.

In addition, it is an important component of the body's immune defense system. The intestine has to identify pathogens and reject them, but also has to tolerate harmless and beneficial microorganisms. If the intestines do not function properly this can lead to food intolerance, dysbiosis, infections and diseases. All of these are detrimental to feed conversion and therefore also to animal performance.

Antibiotics reduce the number of microorganisms in the intestinal tract. From a performance point of view this has two benefits: first, the number of pathogens is reduced and therefore also the likelihood of diseases; second, bacteria are eliminated as competitors for the available nutrients. However, the overuse of antibiotics not only engenders AMR: antibiotics also eliminate probiotic bacteria, which negatively impacts the digestive tracts' microflora.

Products to boost poultry performance may be added to their feed or water. They range from pre- and probiotics to medium chain fatty acids and organic acids to plant extracts or phytomolecules. Especially the latter have the potential to substantially reduce the use of antibiotics in poultry farming.

Phytomolecules are promising tools for antibiotic reduction

Plants produce phytomolecules to fend off pathogens such as moulds, yeasts and bacteria. Their antimicrobial effect is achieved through a variety of complex mechanisms. Terpenoids and phenols, for example, disturb or destroy the pathogens' cell wall. Other phytomolecules inhibit their growth by influencing their genetic material. Studies on broilers show that certain phytomolecules reduce the adhesion of pathogens such as to the wall of the intestine. Carvacrol and thymol were found to be effective against different species of *Salmonella* and *Clostridium perfringens*.

There is even evidence that secondary plant compounds also possess antimicrobial characteristics against antibiotic resistant pathogens. In-vitro trials with cinnamon oil, for example, showed antimicrobial effects against methicillin resistant *Staphylococcus aureus*, as well as against multiresistant *E. coli*, *Klebsiella pneumoniae* and *Candida albicans*.

Importantly, there are no known cases to date of bacteria developing resistances to phytomolecules. Moreover, phytomolecules increase the production and activity of digestive enzymes, they suppress the metabolism of pro-inflammatory prostaglandins and they act as antioxidants. Their properties thus make them a promising alternative to the non-therapeutic use of antibiotics.

Study design and results

In order to evaluate the effect of phytomolecules on poultry performance, multiple feeding studies were conducted on broilers and laying hens. They were given a phytogetic premix ([Activo®](#), EW Nutrition GmbH) that contains standardized amounts of selected phytomolecules.

To achieve thermal stability during the feed processing and a targeted release in the birds' [gastrointestinal tract](#), the product is microencapsulated. For each , the studies evaluated both the tolerance of the premix and the efficacy of different dosages.

Study I: Evaluation of the dose dependent efficacy and tolerance of Activo® for broilers

Animals: 400 broilers; age: 1-35 days of age

Feed: Basal starter and grower diets

Treatments:

- No supplement (negative control)

- 100 mg of Activo® /kg of feed

- 1.000 mg of Activo® /kg of feed

- 10.000 mg of Activo® /kg of feed

Parameters: weight gain, feed intake, feed conversion ratio, health status, and blood parameters

Results: The trial group given the diet supplemented with 100 mg/kg [Activo®](#) showed significant improvements in body weight gain during the starter period (+4%) compared to the control group. Additional significant improvements in feed conversion ratio (FCR) in the growing period (+4%) resulted in an overall improvement in FCR of 3%. At a 1.000 mg/kg supplementation, a significant improvement in FCR of 6% was observed over the entire feeding period. Hematological parameters were within the reference range of healthy birds when feeding up to 10,000 Activo®/ kg of feed.

Study II: Evaluation of the dose depending efficacy and tolerance of Activo® for laying hens

Animals: 200 hens; age: 20 to 43 weeks

Feed: basal diet for laying hens

Treatments:

- No supplement (negative control)
- 100 mg of Activo®/ kg of feed
- 250 mg of Activo®/ kg of feed
- 500 mg of Activo®/ kg of feed
- 5.000 mg of Activo®/ kg of feed

Parameters: weight gain, feed intake, feed conversion ratio, health status, and blood parameters

Results: Inclusion levels from 100 mg/kg of Activo® onwards improved laying performance, egg mass and egg weight and reduced FCR compared to the control group. Results recorded for hematological parameters were within the reference range of healthy birds when feeding up to 5.000 mg Activo®/ kg of feed.

Study III: Evaluation of the dose-dependent effects of Activo® for coccidiosis vaccinated broilers

Animals: 960 broiler chickens; age: 42 days

Feed: Standard starter and finisher feed

Treatments:

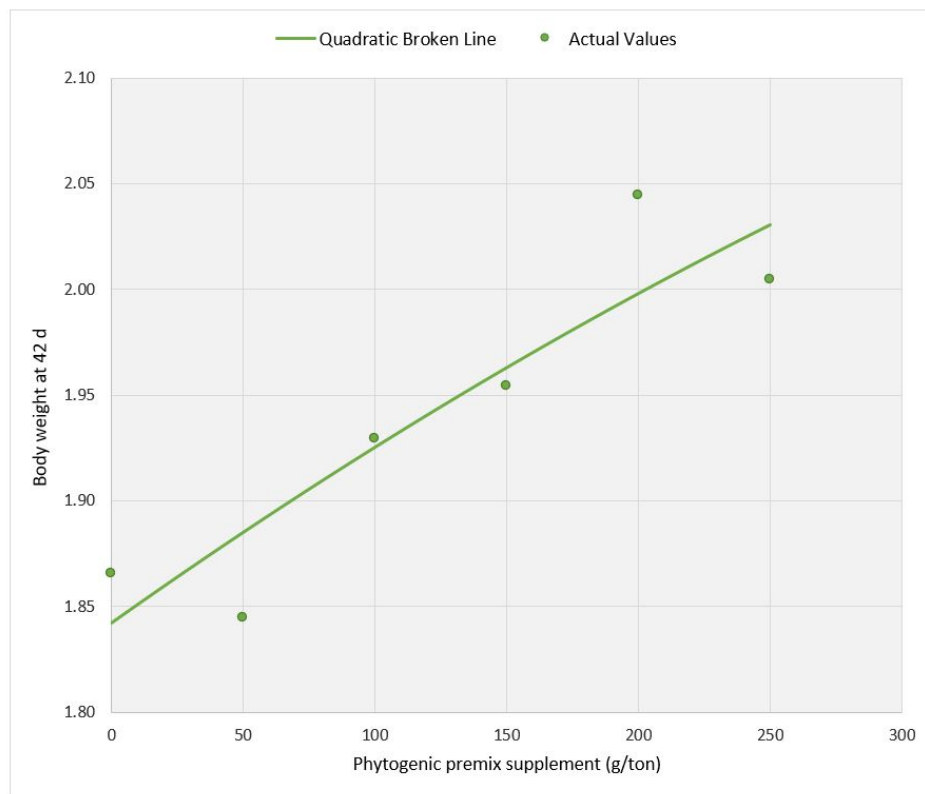
- No supplement (negative control)
- 50 g of Activo® /US ton of feed
- 100 g of Activo® /US ton of feed
- 150 g of Activo® /US ton of feed
- 200 g of Activo® /US ton of feed
- 250 g of Activo® /US ton of feed
- Antibiotic growth promoter (AGP)(positive control)

Parameters: weight gain, feed efficiency

Specific: In order to represent field conditions, the birds were challenged with used, homogenized litter.

Results: A clear dose response for both body weight gain and feed efficiency was observed (see Figure 1): the more phytogetic premix given, the better the birds' performance. The group with 200g of Activo® /US ton of feed showed similar performance levels than the positive control group supplemented with AGP.

Figure 1: Dose-dependent effects of for coccidiosis vaccinated broilers



Study IV: Evaluation of the dose-dependent effects of Activo® for laying hens

Animals: 40 hens; age: week 20 to 43

Feed: basal diet for laying hens

Treatments:

- No supplement (negative control)
- 100 mg of Activo®/ kg of feed
- 250 mg of Activo®/ kg of feed
- 500 mg of Activo®/ kg of feed
- 5.000 mg of Activo®/ kg of feed

Parameters: weight gain, feed intake, egg production, feed conversion ratio, health status

Duration: 168 days of feeding period

Results: The laying hens showed a higher laying rate when fed with a higher concentration of phytomolecules (Figure 2). Similarly improved results were observed for the feed efficiency. The more phytogetic premix added to their diet the better feed efficiency (Figure 3).

Figure 2: Dose-dependent effects of Activo© on laying rate in laying hens

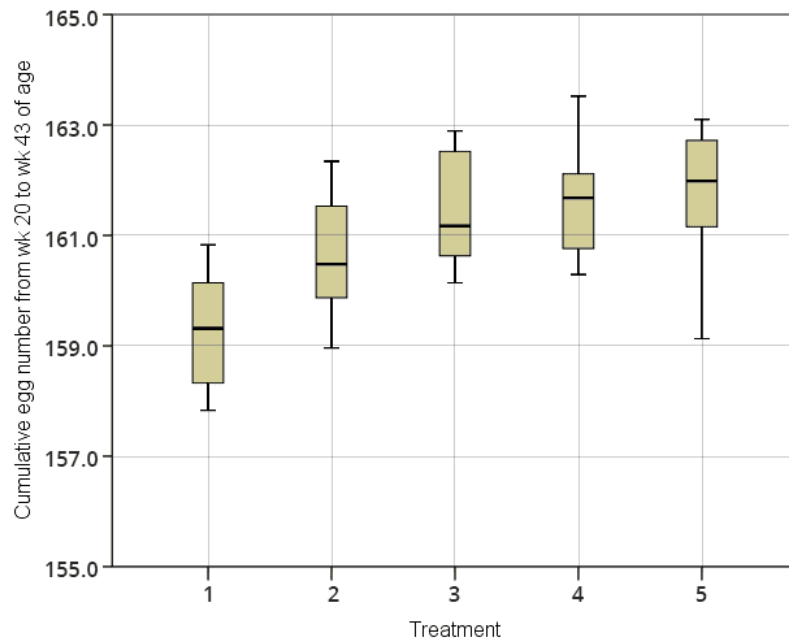
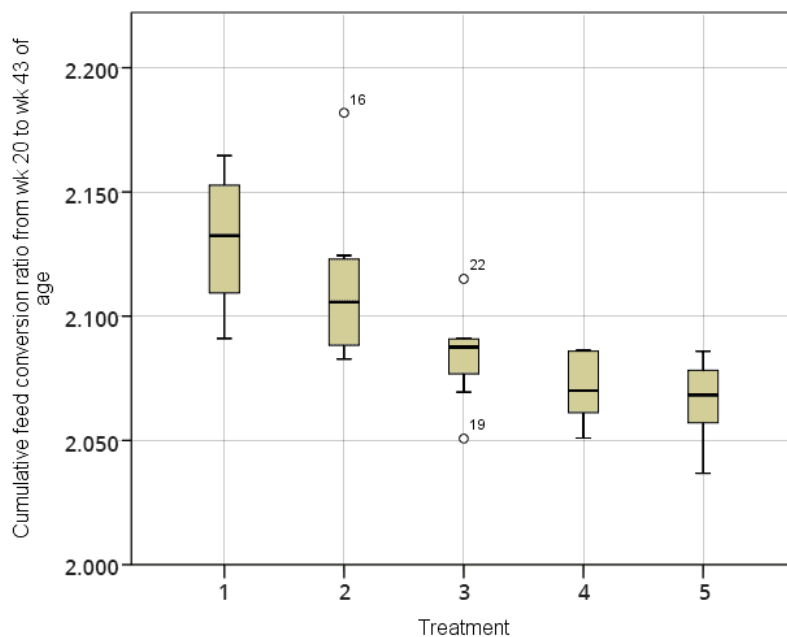


Figure 3: Dose-dependent effects of Activo© on feed efficiency in laying hens



In conclusion, all four studies indicate that the inclusion of phytochemicals in broilers' and laying hens' diet improves their performance. Increasing levels of a phytochemical premix (Activo®) significantly increased the production parameters for both groups. These improvements might bring performance in antibiotic-free [poultry production](#) on par with previous performance figures achieved with antimicrobial growth promoters.

The studies also showed that microencapsulated phytochemical premixes are safe when used in dose ranges recommended by the suppliers. No negative effects on animal health could be observed even at a 100 fold / 50 fold of the recommended inclusion rate in diets for broiler or laying hens, respectively. Thanks to their positive influence on intestinal health, phytochemicals thus boost poultry performance in a safe and effective way.

By Technical Team, EW Nutrition

Literature

[Alanis, Alfonso J. "Resistance to Antibiotics: Are We in the Post-Antibiotic Era?" Archives of Medical Research 36, no. 6 \(October 08, 2005\): 697-705. doi:10.1016/j.arcmed.2005.06.009.](#)

[Borda-Molina, Daniel, Jana Seifert, and Amélia Camarinha-Silva. "Current Perspectives of the Chicken Gastrointestinal Tract and Its Microbiome." Computational and Structural Biotechnology Journal 16 \(March 15, 2018\): 131-39. doi:10.1016/j.csbj.2018.03.002.](#)

[Diaz-Sanchez, Sandra, Doris Dsouza, Debrabrata Biswas, and Irene Hanning. "Botanical Alternatives to Antibiotics for Use in Organic Poultry Production." Poultry Science 94, no. 6 \(June 2015\): 1419-430. doi:10.3382/ps/pev014.](#)

[Du, Encun, Weiwei Wang, Liping Gan, Zhui Li, Shuangshuang Guo, and Yuming Guo. "Effects of Thymol and Carvacrol Supplementation on Intestinal Integrity and Immune Responses of Broiler Chickens Challenged with Clostridium Perfringens." Journal of Animal Science and Biotechnology 7, no. 19 \(March 22, 2016\). doi:10.1186/s40104-016-0079-7.](#)

[Gao, Pengfei, Chen Ma, Zheng Sun, Lifeng Wang, Shi Huang, Xiaoquan Su, Jian Xu, and Heping Zhang. "Feed-additive Probiotics Accelerate Yet Antibiotics Delay Intestinal Microbiota Maturation in Broiler Chicken." Microbiome 5, no. 1 \(August 03, 2017\). doi:10.1186/s40168-017-0315-1.](#)

[Khan, Rosina, Barira Islam, Mohd Akram, Shazi Shakil, Anis Ahmad Ahmad, S. Manazir Ali, Mashiatullah Siddiqui, and Asad Khan. "Antimicrobial Activity of Five Herbal Extracts Against Multi Drug Resistant \(MDR\) Strains of Bacteria and Fungus of Clinical Origin." Molecules 14, no. 2 \(February 04, 2009\): 586-97. doi:10.3390/molecules14020586.](#)

[Manafi, Milad, Mahdi Hedayati, Saeed Khalaji, and Mohammad Kamely. "Assessment of a Natural, Non-antibiotic Blend on Performance, Blood Biochemistry, Intestinal Microflora, and Morphology of Broilers Challenged with Escherichia Coli." Revista Brasileira De Zootecnia 45, no. 12 \(December 2016\): 745-54. doi:10.1590/s1806-92902016001200003.](#)

Photo source: [Aviagen](#)